

3-Wire High Pressure 3-Leiter Druckfest

shielded
bündig
M12x1 | 1.5 mm



standard
500 bar · 7251 psi

shielded
bündig
M12x1 | 1.5 mm

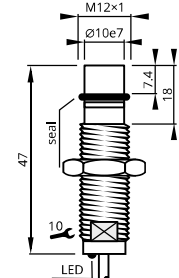
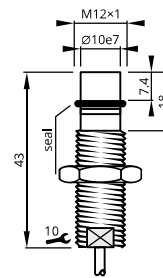
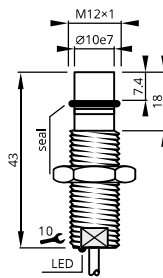


standard
500 bar · 7251 psi

shielded
bündig
M12x1 | 1.5 mm



standard
500 bar · 7251 psi

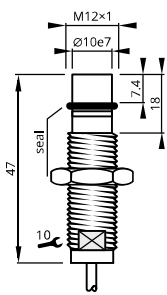


Sensing Distance	Schaltabstand	1.5 mm	1.5 mm	1.5 mm
Max. Pressure	Druckbelastbarkeit	500 bar · 7251 psi	500 bar · 7251 psi	500 bar · 7251 psi
Housing Size	Gehäusegröße	M12x1	M12x1	M12x1
Operating Voltage	Betriebsspannung	10...30 V _{DC}	10...30 V _{DC}	10...30 V _{DC}
Reverse Polarity Protection	Verpolungsschutz	built-in integriert	built-in integriert	built-in integriert
Current Consumption	Stromverbrauch	<8 mA	<8 mA	<8 mA
Current Load Capability	Ausgangsbelastbarkeit	200 mA	200 mA	200 mA
Short Circuit Protection	Kurzschlusschutz	built-in integriert	built-in integriert	built-in integriert
Voltage Drop	Spannungsabfall	<1.5 V @ 200 mA	<1.5 V @ 200 mA	<1.5 V @ 200 mA
Switching Frequency	Schaltfrequenz	1000 Hz	1000 Hz	1000 Hz
Correction Factor	Korrekturfaktor	Alu 0.45 · Brs 0.50 · VA 0.85	Alu 0.45 · Brs 0.50 · VA 0.85	Alu 0.45 · Brs 0.50 · VA 0.85
Repeatability	Wiederholgenauigkeit	<3 %	<3 %	<3 %
Hysteresis	Hysterese	3...15 %	3...15 %	3...15 %
Operating Temperature	Betriebstemperatur	-25...+70 °C	-25...+70 °C	-25...+70 °C
Protection Class	Schutzklasse	IP 69k, IP 67	IP 69k, IP 67	IP 69k, IP 67
Sensing Face	Sensorfläche	ceramic Keramik	ceramic Keramik	ceramic Keramik
Housing Material	Gehäusewerkstoff	SS303 Edelstahl	SS303 Edelstahl	SS303 Edelstahl
Connection	Anschluss	PVC, ultra-flex	PVC, ultra-flex	PVC, ultra-flex
Switching Indicator	Schaltanzeige	built-in integriert	built-in integriert	built-in integriert
Article Code PNP, NO	—/—	IHD12S1.5PO43-A2P	IHD12S1.5PO43-N2P	IHD12S1.5PO47-A2P
Article Code PNP, NC	—/—	IHD12S1.5PC43-A2P	IHD12S1.5PC43-N2P	IHD12S1.5PC47-A2P
Article Code NPN, NO	—/—	IHD12S1.5NO43-A2P	IHD12S1.5NO43-N2P	IHD12S1.5NO47-A2P
Article Code NPN, NC	—/—	IHD12S1.5NC43-A2P	IHD12S1.5NC43-N2P	IHD12S1.5NC47-A2P

shielded
bündig
M12x1 | 1.5 mm



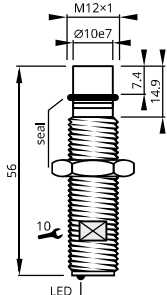
standard
500 bar · 7251 psi



shielded
bündig
M12x1 | 1.5 mm



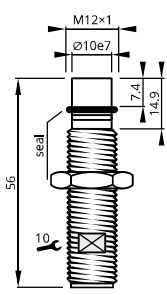
standard
500 bar · 7251 psi



shielded
bündig
M12x1 | 1.5 mm



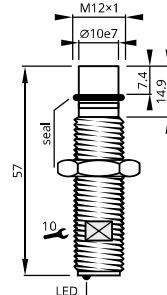
standard
500 bar · 7251 psi



shielded
bündig
M12x1 | 1.5 mm



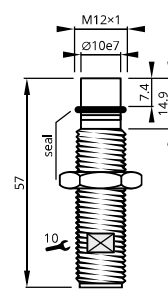
standard
500 bar · 7251 psi



shielded
bündig
M12x1 | 1.5 mm



standard
500 bar · 7251 psi



1.5 mm	1.5 mm	1.5 mm	1.5 mm	1.5 mm
500 bar · 7251 psi	500 bar · 7251 psi	500 bar · 7251 psi	500 bar · 7251 psi	500 bar · 7251 psi
M12x1	M12x1	M12x1	M12x1	M12x1
10...30 V _{DC}	10...30 V _{DC}	10...30 V _{DC}	10...30 V _{DC}	10...30 V _{DC}
built-in integriert	built-in integriert	built-in integriert	built-in integriert	built-in integriert
<8 mA	<8 mA	<8 mA	<8 mA	<8 mA
200 mA	200 mA	200 mA	200 mA	200 mA
built-in integriert	built-in integriert	built-in integriert	built-in integriert	built-in integriert
<1.5 V @ 200 mA	<1.5 V @ 200 mA	<1.5 V @ 200 mA	<1.5 V @ 200 mA	<1.5 V @ 200 mA
1000 Hz	1000 Hz	1000 Hz	1000 Hz	1000 Hz
Alu 0.45 · Brs 0.50 · VA 0.85	Alu 0.45 · Brs 0.50 · VA 0.85	Alu 0.45 · Brs 0.50 · VA 0.85	Alu 0.45 · Brs 0.50 · VA 0.85	Alu 0.45 · Brs 0.50 · VA 0.85
<3 %	<3 %	<3 %	<3 %	<3 %
3...15 %	3...15 %	3...15 %	3...15 %	3...15 %
-25...+70 °C	-25...+70 °C	-25...+70 °C	-25...+70 °C	-25...+70 °C
IP 69k, IP 67	IP 69k, IP 67	IP 69k, IP 67	IP 69k, IP 67	IP 69k, IP 67
ceramic Keramik	ceramic Keramik	ceramic Keramik	ceramic Keramik	ceramic Keramik
SS303 Edelstahl	SS303 Edelstahl	SS303 Edelstahl	SS303 Edelstahl	SS303 Edelstahl
PVC, ultra-flex	conn. M12 Stecker M12	conn. M12 Stecker M12	conn. M12 Stecker M12	conn. M12 Stecker M12
	built-in integriert		built-in integriert	
IHD12S1.5PO47-N2P	IHD12S1.5PO56-M12	IHD12S1.5PO56-N12	IHD12S1.5PO57-M12	IHD12S1.5PO57-N12
IHD12S1.5PC47-N2P	IHD12S1.5PC56-M12	IHD12S1.5PC56-N12	IHD12S1.5PC57-M12	IHD12S1.5PC57-N12
IHD12S1.5NO47-N2P	IHD12S1.5NO56-M12	IHD12S1.5NO56-N12	IHD12S1.5NO57-M12	IHD12S1.5NO57-N12
IHD12S1.5NC47-N2P	IHD12S1.5NC56-M12	IHD12S1.5NC56-N12	IHD12S1.5NC57-M12	IHD12S1.5NC57-N12

Minor changes possible
Geringfügige Änderungen möglich

**3-Wire High Pressure
3-Leiter Druckfest**

shielded
bündig
M12x1 | 1.5 mm



standard
500 bar · 7251 psi

shielded
bündig
M12x1 | 1.5 mm

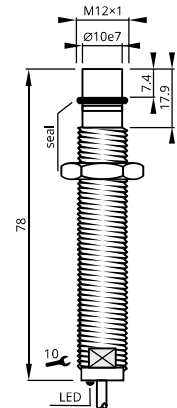
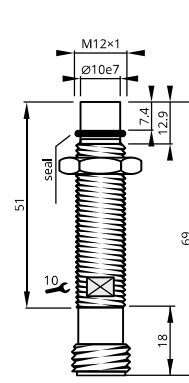
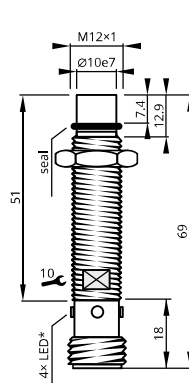


standard
500 bar · 7251 psi

shielded
bündig
M12x1 | 1.5 mm



standard
500 bar · 7251 psi

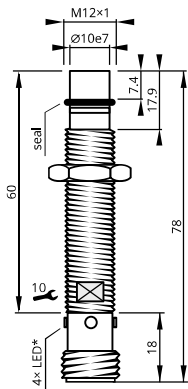


Sensing Distance	Schaltabstand	1.5 mm	1.5 mm	1.5 mm
Max. Pressure	Druckbelastbarkeit	500 bar · 7251 psi	500 bar · 7251 psi	500 bar · 7251 psi
Housing Size	Gehäusegröße	M12x1	M12x1	M12x1
Operating Voltage	Betriebsspannung	10...30 V _{DC}	10...30 V _{DC}	10...30 V _{DC}
Reverse Polarity Protection	Verpolungsschutz	built-in integriert	built-in integriert	built-in integriert
Current Consumption	Stromverbrauch	<8 mA	<8 mA	<8 mA
Current Load Capability	Ausgangsbelastbarkeit	200 mA	200 mA	200 mA
Short Circuit Protection	Kurzschlusschutz	built-in integriert	built-in integriert	built-in integriert
Voltage Drop	Spannungsabfall	<1.5 V @ 200 mA	<1.5 V @ 200 mA	<1.5 V @ 200 mA
Switching Frequency	Schaltfrequenz	1000 Hz	1000 Hz	1000 Hz
Correction Factor	Korrekturfaktor	Alu 0.45 · Brs 0.50 · VA 0.85	Alu 0.45 · Brs 0.50 · VA 0.85	Alu 0.45 · Brs 0.50 · VA 0.85
Repeatability	Wiederholgenauigkeit	<3 %	<3 %	<3 %
Hysteresis	Hysterese	3...15 %	3...15 %	3...15 %
Operating Temperature	Betriebstemperatur	-25...+70 °C	-25...+70 °C	-25...+70 °C
Protection Class	Schutzklasse	IP 69k, IP 67	IP 69k, IP 67	IP 69k, IP 67
Sensing Face	Sensorfläche	ceramic Keramik	ceramic Keramik	ceramic Keramik
Housing Material	Gehäusewerkstoff	SS303 Edelstahl	SS303 Edelstahl	SS303 Edelstahl
Connection	Anschluss	conn. M12 Stecker M12	conn. M12 Stecker M12	PVC, ultra-flex
Switching Indicator	Schaltanzeige	built-in integriert		built-in integriert
Article Code PNP, NO	—/—	IHD12S1.5PO69-M12	IHD12S1.5PO69-N12	IHD12S1.5PO78-A2P
Article Code PNP, NC	—/—	IHD12S1.5PC69-M12	IHD12S1.5PC69-N12	IHD12S1.5PC78-A2P
Article Code NPN, NO	—/—	IHD12S1.5NO69-M12	IHD12S1.5NO69-N12	IHD12S1.5NO78-A2P
Article Code NPN, NC	—/—	IHD12S1.5NC69-M12	IHD12S1.5NC69-N12	IHD12S1.5NC78-A2P

shielded
bündig
M12x1 | 1.5 mm



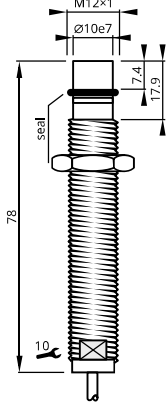
standard
500 bar · 7251 psi



shielded
bündig
M12x1 | 1.5 mm



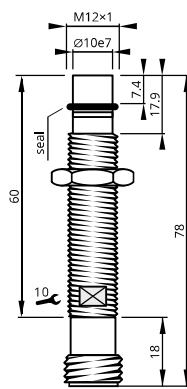
standard
500 bar · 7251 psi



shielded
bündig
M12x1 | 1.5 mm



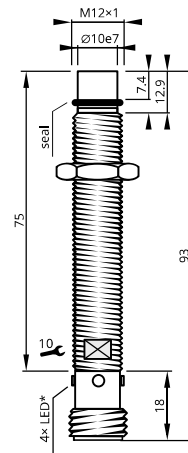
standard
500 bar · 7251 psi



shielded
bündig
M12x1 | 1.5 mm



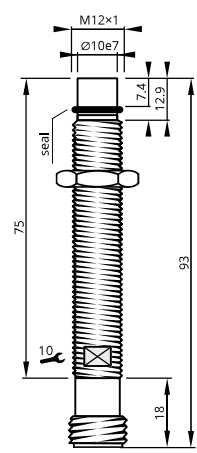
standard
500 bar · 7251 psi



shielded
bündig
M12x1 | 1.5 mm



standard
500 bar · 7251 psi



1.5 mm	1.5 mm	1.5 mm	1.5 mm	1.5 mm
500 bar · 7251 psi	500 bar · 7251 psi	500 bar · 7251 psi	500 bar · 7251 psi	500 bar · 7251 psi
M12x1	M12x1	M12x1	M12x1	M12x1
10...30 V _{DC}	10...30 V _{DC}	10...30 V _{DC}	10...30 V _{DC}	10...30 V _{DC}
built-in integriert	built-in integriert	built-in integriert	built-in integriert	built-in integriert
<8 mA	<8 mA	<8 mA	<8 mA	<8 mA
200 mA	200 mA	200 mA	200 mA	200 mA
built-in integriert	built-in integriert	built-in integriert	built-in integriert	built-in integriert
<1.5 V @ 200 mA	<1.5 V @ 200 mA	<1.5 V @ 200 mA	<1.5 V @ 200 mA	<1.5 V @ 200 mA
1000 Hz	1000 Hz	1000 Hz	1000 Hz	1000 Hz
Alu 0.45 · Brs 0.50 · VA 0.85	Alu 0.45 · Brs 0.50 · VA 0.85	Alu 0.45 · Brs 0.50 · VA 0.85	Alu 0.45 · Brs 0.50 · VA 0.85	Alu 0.45 · Brs 0.50 · VA 0.85
<3 %	<3 %	<3 %	<3 %	<3 %
3...15 %	3...15 %	3...15 %	3...15 %	3...15 %
-25...+70 °C	-25...+70 °C	-25...+70 °C	-25...+70 °C	-25...+70 °C
IP 69k, IP 67	IP 69k, IP 67	IP 69k, IP 67	IP 69k, IP 67	IP 69k, IP 67
ceramic Keramik	ceramic Keramik	ceramic Keramik	ceramic Keramik	ceramic Keramik
SS303 Edelstahl	SS303 Edelstahl	SS303 Edelstahl	SS303 Edelstahl	SS303 Edelstahl
conn. M12 Stecker M12	PVC, ultra-flex	conn. M12 Stecker M12	conn. M12 Stecker M12	conn. M12 Stecker M12
built-in integriert		built-in integriert	built-in integriert	built-in integriert
IHD12S1.5PO78-M12	IHD12S1.5PO78-N2P	IHD12S1.5PO78-N12	IHD12S1.5PO93-M12	IHD12S1.5PO93-N12
IHD12S1.5PC78-M12	IHD12S1.5PC78-N2P	IHD12S1.5PC78-N12	IHD12S1.5PC93-M12	IHD12S1.5PC93-N12
IHD12S1.5NO78-M12	IHD12S1.5NO78-N2P	IHD12S1.5NO78-N12	IHD12S1.5NO93-M12	IHD12S1.5NO93-N12
IHD12S1.5NC78-M12	IHD12S1.5NC78-N2P	IHD12S1.5NC78-N12	IHD12S1.5NC93-M12	IHD12S1.5NC93-N12

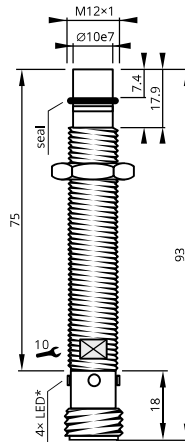
Minor changes possible
Geringfügige Änderungen möglich

3-Wire High Pressure 3-Leiter Druckfest

shielded
bündig
M12x1 | 1.5 mm



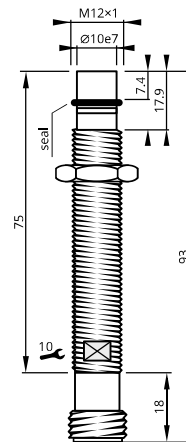
standard
500 bar · 7251 psi



shielded
bündig
M12x1 | 1.5 mm



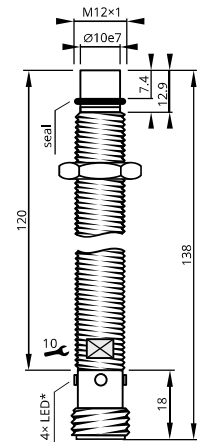
standard
500 bar · 7251 psi



shielded
bündig
M12x1 | 1.5 mm



standard
500 bar · 7251 psi

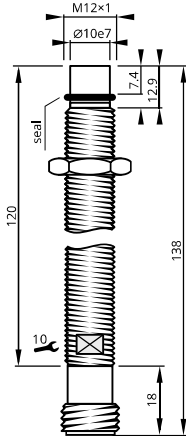


Sensing Distance	Schaltabstand	1.5 mm	1.5 mm	1.5 mm
Max. Pressure	Druckbelastbarkeit	500 bar · 7251 psi	500 bar · 7251 psi	500 bar · 7251 psi
Housing Size	Gehäusegröße	M12x1	M12x1	M12x1
Operating Voltage	Betriebsspannung	10...30 V _{DC}	10...30 V _{DC}	10...30 V _{DC}
Reverse Polarity Protection	Verpolungsschutz	built-in integriert	built-in integriert	built-in integriert
Current Consumption	Stromverbrauch	<8 mA	<8 mA	<8 mA
Current Load Capability	Ausgangsbelastbarkeit	200 mA	200 mA	200 mA
Short Circuit Protection	Kurzschlusschutz	built-in integriert	built-in integriert	built-in integriert
Voltage Drop	Spannungsabfall	<1.5 V @ 200 mA	<1.5 V @ 200 mA	<1.5 V @ 200 mA
Switching Frequency	Schaltfrequenz	1000 Hz	1000 Hz	1000 Hz
Correction Factor	Korrekturfaktor	Alu 0.45 · Brs 0.50 · VA 0.85	Alu 0.45 · Brs 0.50 · VA 0.85	Alu 0.45 · Brs 0.50 · VA 0.85
Repeatability	Wiederholgenauigkeit	<3 %	<3 %	<3 %
Hysteresis	Hysterese	3...15 %	3...15 %	3...15 %
Operating Temperature	Betriebstemperatur	-25...+70 °C	-25...+70 °C	-25...+70 °C
Protection Class	Schutzklasse	IP 69k, IP 67	IP 69k, IP 67	IP 69k, IP 67
Sensing Face	Sensorfläche	ceramic Keramik	ceramic Keramik	ceramic Keramik
Housing Material	Gehäusewerkstoff	SS303 Edelstahl	SS303 Edelstahl	SS303 Edelstahl
Connection	Anschluss	conn. M12 Stecker M12	conn. M12 Stecker M12	conn. M12 Stecker M12
Switching Indicator	Schaltanzeige	built-in integriert	built-in integriert	built-in integriert
Article Code PNP, NO	—/—	IHD12S1.5PO94-M12	IHD12S1.5PO94-N12	IHD12S1.5PO138-M12
Article Code PNP, NC	—/—	IHD12S1.5PC94-M12	IHD12S1.5PC94-N12	IHD12S1.5PC138-M12
Article Code NPN, NO	—/—	IHD12S1.5NO94-M12	IHD12S1.5NO94-N12	IHD12S1.5NO138-M12
Article Code NPN, NC	—/—	IHD12S1.5NC94-M12	IHD12S1.5NC94-N12	IHD12S1.5NC138-M12

shielded
bündig
M12x1 | 1.5 mm



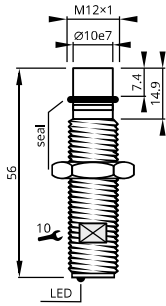
standard
500 bar · 7251 psi



shielded
bündig
M12x1 | 2 mm



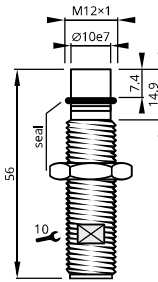
increased
500 bar · 7251 psi



shielded
bündig
M12x1 | 2 mm



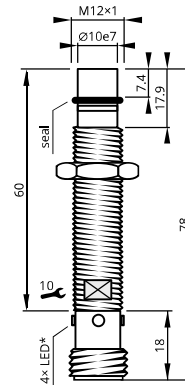
increased
500 bar · 7251 psi



shielded
bündig
M12x1 | 2 mm



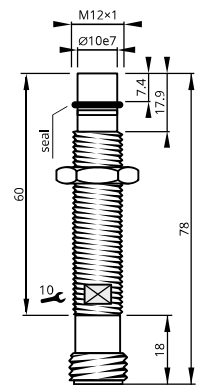
increased
500 bar · 7251 psi



shielded
bündig
M12x1 | 2 mm



increased
500 bar · 7251 psi



1.5 mm	2 mm	2 mm	2 mm	2 mm
500 bar · 7251 psi	500 bar · 7251 psi	500 bar · 7251 psi	500 bar · 7251 psi	500 bar · 7251 psi
M12x1	M12x1	M12x1	M12x1	M12x1
10...30 V _{DC}	10...30 V _{DC}	10...30 V _{DC}	10...30 V _{DC}	10...30 V _{DC}
built-in integriert	built-in integriert	built-in integriert	built-in integriert	built-in integriert
<8 mA	<8 mA	<8 mA	<8 mA	<8 mA
200 mA	200 mA	200 mA	200 mA	200 mA
built-in integriert	built-in integriert	built-in integriert	built-in integriert	built-in integriert
<1.5 V @ 200 mA	<1.5 V @ 200 mA	<1.5 V @ 200 mA	<1.5 V @ 200 mA	<1.5 V @ 200 mA
1000 Hz	1000 Hz	1000 Hz	1000 Hz	1000 Hz
Alu 0.45 · Brs 0.50 · VA 0.85	Alu 0.45 · Brs 0.50 · VA 0.85	Alu 0.45 · Brs 0.50 · VA 0.85	Alu 0.45 · Brs 0.50 · VA 0.85	Alu 0.45 · Brs 0.50 · VA 0.85
<3 %	<3 %	<3 %	<3 %	<3 %
3...15 %	3...15 %	3...15 %	3...15 %	3...15 %
-25...+70 °C	-25...+70 °C	-25...+70 °C	-25...+70 °C	-25...+70 °C
IP 69k, IP 67	IP 69k, IP 67	IP 69k, IP 67	IP 69k, IP 67	IP 69k, IP 67
ceramic Keramik	ceramic Keramik	ceramic Keramik	ceramic Keramik	ceramic Keramik
SS303 Edelstahl	SS303 Edelstahl	SS303 Edelstahl	SS303 Edelstahl	SS303 Edelstahl
conn. M12 Stecker M12	conn. M12 Stecker M12	conn. M12 Stecker M12	conn. M12 Stecker M12	conn. M12 Stecker M12
	built-in integriert		built-in integriert	
IHD12S1.5PO138-N12	IHD12S2PO56-M12	IHD12S2PO56-N12	IHD12S2PO78-M12	IHD12S2PO78-N12
IHD12S1.5PC138-N12	IHD12S2PC56-M12	IHD12S2PC56-N12	IHD12S2PC78-M12	IHD12S2PC78-N12
IHD12S1.5NO138-N12	IHD12S2NO56-M12	IHD12S2NO56-N12	IHD12S2NO78-M12	IHD12S2NO78-N12
IHD12S1.5NC138-N12	IHD12S2NC56-M12	IHD12S2NC56-N12	IHD12S2NC78-M12	IHD12S2NC78-N12

Minor changes possible
Geringfügige Änderungen möglich

3-Wire High Pressure
3-Leiter Druckfest

shielded
bündig
M14x1.5 | 3 mm



standard
500 bar · 7251 psi

shielded
bündig
M14x1.5 | 3 mm

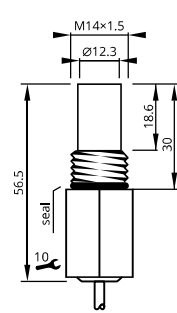
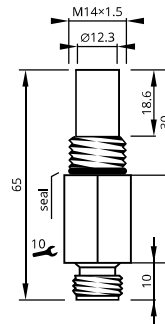
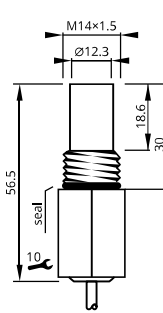


standard
500 bar · 7251 psi

shielded
bündig
M14x1.5 | 3 mm



standard
1000 bar · 14503 psi

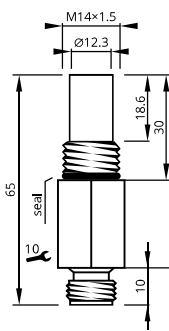


Sensing Distance	Schaltabstand	3 mm	3 mm	3 mm
Max. Pressure	Druckbelastbarkeit	500 bar · 7251 psi	500 bar · 7251 psi	1000 bar · 14503 psi
Housing Size	Gehäusegröße	M14x1.5	M14x1.5	M14x1.5
Operating Voltage	Betriebsspannung	10...30 V _{DC}	10...30 V _{DC}	10...30 V _{DC}
Reverse Polarity Protection	Verpolungsschutz	built-in integriert	built-in integriert	built-in integriert
Current Consumption	Stromverbrauch	<8 mA	<8 mA	<8 mA
Current Load Capability	Ausgangsbelastbarkeit	200 mA	200 mA	200 mA
Short Circuit Protection	Kurzschlusschutz	built-in integriert	built-in integriert	built-in integriert
Voltage Drop	Spannungsabfall	<1.5 V @ 200 mA	<1.5 V @ 200 mA	<1.5 V @ 200 mA
Switching Frequency	Schaltfrequenz	1000 Hz	1000 Hz	500 Hz
Correction Factor	Korrekturfaktor	Alu 0.45 · Brs 0.50 · VA 0.85	Alu 0.45 · Brs 0.50 · VA 0.85	Alu 0.45 · Brs 0.50 · VA 0.85
Repeatability	Wiederholgenauigkeit	<3 %	<3 %	<3 %
Hysteresis	Hysterese	3...15 %	3...15 %	3...15 %
Operating Temperature	Betriebstemperatur	-25...+70 °C	-25...+70 °C	-25...+70 °C
Protection Class	Schutzklasse	IP 69k, IP 67	IP 69k, IP 67	IP 69k, IP 67
Sensing Face	Sensorfläche	ceramic Keramik	ceramic Keramik	SS303 Edelstahl
Housing Material	Gehäusewerkstoff	SS303 Edelstahl	SS303 Edelstahl	SS303 Edelstahl
Connection	Anschluss	PVC, ultraflex	conn. M12 Stecker M12	PVC, ultraflex
Switching Indicator	Schaltanzeige			
Article Code PNP, NO	—/—	IHD14-S3PO56-N2P	IHD14-S3PO65-N12	IHD14-S3PO56S-N2P
Article Code PNP, NC	—/—	IHD14-S3PC56-N2P	IHD14-S3PC65-N12	IHD14-S3PC56S-N2P
Article Code NPN, NO	—/—	IHD14-S3NO56-N2P	IHD14-S3NO65-N12	IHD14-S3NO56S-N2P
Article Code NPN, NC	—/—	IHD14-S3NC56-N2P	IHD14-S3NC65-N12	IHD14-S3NC56S-N2P

shielded
bündig
M14x1.5 | 3 mm



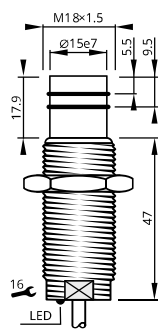
standard
1000 bar · 14503 psi



shielded
bündig
M14x1.5 | 3 mm



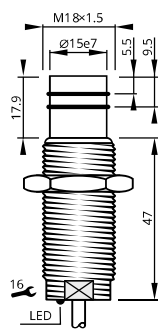
standard
1000 bar · 14503 psi



shielded
bündig
M14x1.5 | 3 mm



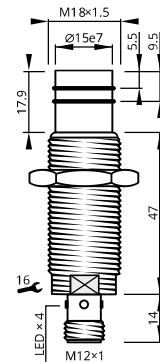
standard
1000 bar · 14503 psi



shielded
bündig
M14x1.5 | 3 mm



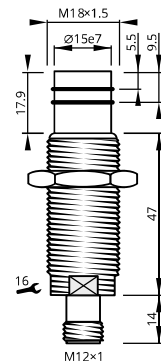
standard
1000 bar · 14503 psi



shielded
bündig
M14x1.5 | 3 mm



standard
1000 bar · 14503 psi



3 mm	3 mm	3 mm	3 mm	3 mm
1000 bar · 14503 psi	1000 bar · 14503 psi	1000 bar · 14503 psi	1000 bar · 14503 psi	1000 bar · 14503 psi
M14x1.5	M14x1.5	M14x1.5	M14x1.5	M14x1.5
10...30 V _{DC}	10...30 V _{DC}	10...30 V _{DC}	10...30 V _{DC}	10...30 V _{DC}
built-in	integriert	built-in	integriert	built-in
<8 mA	<8 mA	<8 mA	<8 mA	<8 mA
200 mA	200 mA	200 mA	200 mA	200 mA
built-in	integriert	built-in	integriert	built-in
<1.5 V @ 200 mA	<1.5 V @ 200 mA	<1.5 V @ 200 mA	<1.5 V @ 200 mA	<1.5 V @ 200 mA
500 Hz	1000 Hz	1000 Hz	1000 Hz	1000 Hz
Alu 0.45 · Brs 0.50 · VA 0.85	Alu 0.45 · Brs 0.50 · VA 0.85	Alu 0.45 · Brs 0.50 · VA 0.85	Alu 0.45 · Brs 0.50 · VA 0.85	Alu 0.45 · Brs 0.50 · VA 0.85
<3 %	<3 %	<3 %	<3 %	<3 %
3...15 %	3...15 %	3...15 %	3...15 %	3...15 %
-25...+70 °C	-25...+70 °C	-25...+70 °C	-25...+70 °C	-25...+70 °C
IP 69k, IP 67	IP 69k, IP 67	IP 69k, IP 67	IP 69k, IP 67	IP 69k, IP 67
SS303	Edelstahl	ceramic	Keramik	ceramic
SS303	Edelstahl	SS303	Edelstahl	SS303
conn. M12	Stecker M12	PVC, ultraflex	PVC, ultraflex	conn. M12
		built-in	integriert	built-in
IHD14-S3PO65S-N12	IHD18S3PO65S-A2P	IHD18S3PO65S-N2P	IHD18S3PO79S-M12	IHD18S3PO79S-N12
IHD14-S3PC65S-N12	IHD18S3PC65S-A2P	IHD18S3PC65S-N2P	IHD18S3PC79S-M12	IHD18S3PC79S-N12
IHD14-S3NO65S-N12	IHD18S3NO65S-A2P	IHD18S3NO65S-N2P	IHD18S3NO79S-M12	IHD18S3NO79S-N12
IHD14-S3NC65S-N12	IHD18S3NC65S-A2P	IHD18S3NC65S-N2P	IHD18S3NC79S-M12	IHD18S3NC79S-N12

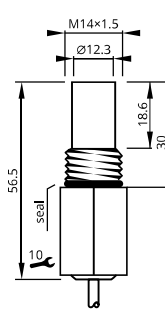
Minor changes possible
Geringfügige Änderungen möglich

3-Wire High Pressure
3-Leiter Druckfest

shielded
bündig
M14x1.5 | 3 mm



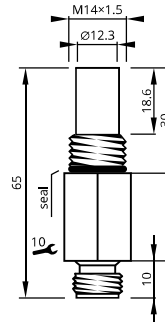
standard
500 bar · 7251 psi



shielded
bündig
M14x1.5 | 3 mm



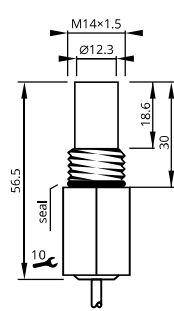
standard
500 bar · 7251 psi



shielded
bündig
M14x1.5 | 3 mm



standard
1000 bar · 14503 psi

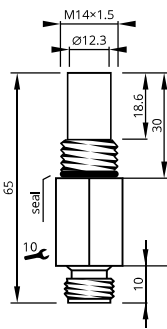


Sensing Distance	Schaltabstand	3 mm	3 mm	3 mm
Max. Pressure	Druckbelastbarkeit	500 bar · 7251 psi	500 bar · 7251 psi	1000 bar · 14503 psi
Housing Size	Gehäusegröße	M14x1.5	M14x1.5	M14x1.5
Operating Voltage	Betriebsspannung	10...30 V _{DC}	10...30 V _{DC}	10...30 V _{DC}
Reverse Polarity Protection	Verpolungsschutz	built-in integriert	built-in integriert	built-in integriert
Current Consumption	Stromverbrauch	<8 mA	<8 mA	<8 mA
Current Load Capability	Ausgangsbelastbarkeit	200 mA	200 mA	200 mA
Short Circuit Protection	Kurzschlusschutz	built-in integriert	built-in integriert	built-in integriert
Voltage Drop	Spannungsabfall	<1.5 V @ 200 mA	<1.5 V @ 200 mA	<1.5 V @ 200 mA
Switching Frequency	Schaltfrequenz	1000 Hz	1000 Hz	500 Hz
Correction Factor	Korrekturfaktor	Alu 0.45 · Brs 0.50 · VA 0.85	Alu 0.45 · Brs 0.50 · VA 0.85	Alu 0.45 · Brs 0.50 · VA 0.85
Repeatability	Wiederholgenauigkeit	<3 %	<3 %	<3 %
Hysteresis	Hysterese	3...15 %	3...15 %	3...15 %
Operating Temperature	Betriebstemperatur	-25...+70 °C	-25...+70 °C	-25...+70 °C
Protection Class	Schutzklasse	IP 69k, IP 67	IP 69k, IP 67	IP 69k, IP 67
Sensing Face	Sensorfläche	ceramic Keramik	ceramic Keramik	SS303 Edelstahl
Housing Material	Gehäusewerkstoff	SS303 Edelstahl	SS303 Edelstahl	SS303 Edelstahl
Connection	Anschluss	PVC, ultraflex	conn. M12 Stecker M12	PVC, ultraflex
Switching Indicator	Schaltanzeige			
Article Code PNP, NO	—/—	IHD14S3PO56-N2P	IHD14S3PO65-N12	IHD14S3PO56S-N2P
Article Code PNP, NC	—/—	IHD14S3PC56-N2P	IHD14S3PC65-N12	IHD14S3PC56S-N2P
Article Code NPN, NO	—/—	IHD14S3NO56-N2P	IHD14S3NO65-N12	IHD14S3NO56S-N2P
Article Code NPN, NC	—/—	IHD14S3NC56-N2P	IHD14S3NC65-N12	IHD14S3NC56S-N2P

shielded
bündig
M14x1.5 | 3 mm



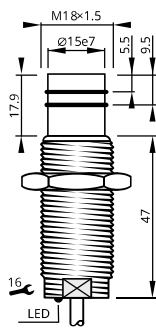
standard
1000 bar · 14503 psi



shielded
bündig
M14x1.5 | 3 mm



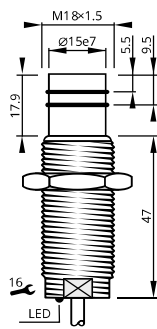
standard
1000 bar · 14503 psi



shielded
bündig
M14x1.5 | 3 mm



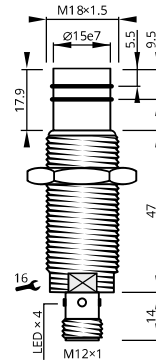
standard
1000 bar · 14503 psi



shielded
bündig
M14x1.5 | 3 mm



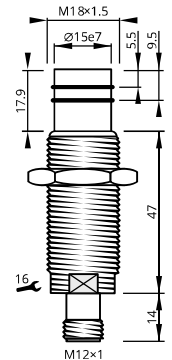
standard
1000 bar · 14503 psi



shielded
bündig
M14x1.5 | 3 mm



standard
1000 bar · 14503 psi



3 mm	3 mm	3 mm	3 mm	3 mm
1000 bar · 14503 psi	1000 bar · 14503 psi	1000 bar · 14503 psi	1000 bar · 14503 psi	1000 bar · 14503 psi
M14x1.5	M14x1.5	M14x1.5	M14x1.5	M14x1.5
10...30 V _{DC}	10...30 V _{DC}	10...30 V _{DC}	10...30 V _{DC}	10...30 V _{DC}
built-in	integriert	built-in	integriert	built-in
<8 mA	<8 mA	<8 mA	<8 mA	<8 mA
200 mA	200 mA	200 mA	200 mA	200 mA
built-in	integriert	built-in	integriert	built-in
<1.5 V @ 200 mA	<1.5 V @ 200 mA	<1.5 V @ 200 mA	<1.5 V @ 200 mA	<1.5 V @ 200 mA
500 Hz	1000 Hz	1000 Hz	1000 Hz	1000 Hz
Alu 0.45 · Brs 0.50 · VA 0.85	Alu 0.45 · Brs 0.50 · VA 0.85	Alu 0.45 · Brs 0.50 · VA 0.85	Alu 0.45 · Brs 0.50 · VA 0.85	Alu 0.45 · Brs 0.50 · VA 0.85
<3 %	<3 %	<3 %	<3 %	<3 %
3...15 %	3...15 %	3...15 %	3...15 %	3...15 %
-25...+70 °C	-25...+70 °C	-25...+70 °C	-25...+70 °C	-25...+70 °C
IP 69k, IP 67	IP 69k, IP 67	IP 69k, IP 67	IP 69k, IP 67	IP 69k, IP 67
SS303	Edelstahl	ceramic	Keramik	ceramic
SS303	Edelstahl	SS303	Edelstahl	SS303
conn. M12	Stecker M12	PVC, ultraflex	PVC, ultraflex	conn. M12
		built-in	integriert	built-in
				integriert
IHD14S3PO65S-N12	IHD18S3PO65S-A2P	IHD18S3PO65S-N2P	IHD18S3PO79S-M12	IHD18S3PO79S-N12
IHD14S3PC65S-N12	IHD18S3PC65S-A2P	IHD18S3PC65S-N2P	IHD18S3PC79S-M12	IHD18S3PC79S-N12
IHD14S3NO65S-N12	IHD18S3NO65S-A2P	IHD18S3NO65S-N2P	IHD18S3NO79S-M12	IHD18S3NO79S-N12
IHD14S3NC65S-N12	IHD18S3NC65S-A2P	IHD18S3NC65S-N2P	IHD18S3NC79S-M12	IHD18S3NC79S-N12

Minor changes possible
Geringfügige Änderungen möglich